

Hi-MO 9 Preliminary

LR7-72HYD 625~660M

- Products for utility with optimal power generation through the entire lifecycle
- Performance improvement leads to a more than 6.5% power generation gain
- TaiRay wafer & BC technology enhances high-quality wafer
- Smart manufacturing & LONGi product lifecycle standards deliver exceptional product quality

12

12-year Warranty for
Materials and Processing

30

30-year Warranty for Extra
Linear Power Output

Complete System and Product Certifications

IEC 61215, IEC 61730, UL 61730

ISO9001:2015: ISO Quality Management System

ISO14001: 2015: ISO Environment Management System

ISO45001: 2018: Occupational Health and Safety

IEC62941: Guideline for module design qualification and type approval

LONGi



24.4%
MAX MODULE
EFFICIENCY

0~3%
POWER
TOLERANCE


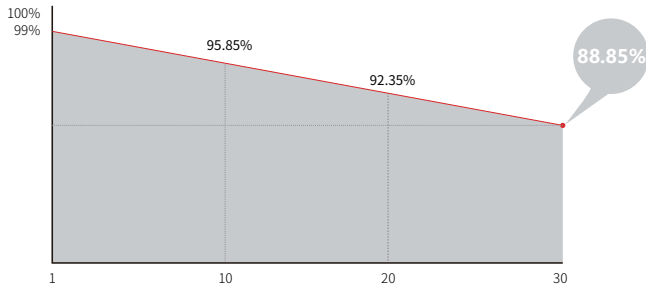
<1%
FIRST YEAR
POWER DEGRADATION

0.35%
YEAR 2-30
POWER DEGRADATION

BC-CELL
Lower operating temperature

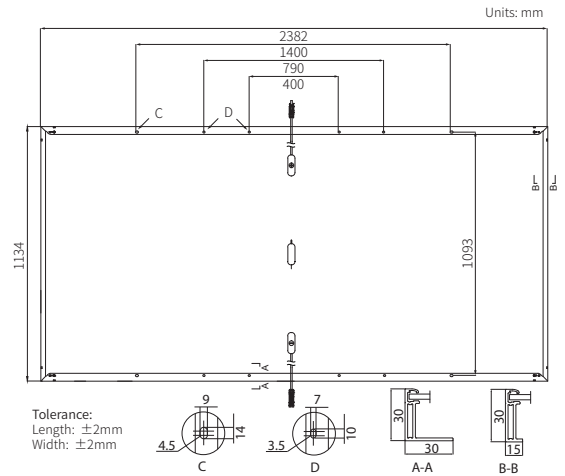
Additional Value

30-Year Power Warranty



Mechanical Parameters

Cell Orientation	144 (6×24)
Junction Box	IP68, three diodes
Output Cable	4mm ² , +400, -200mm/±1400mm length can be customized
Glass	Dual glass, 2.0+2.0mm semi-tempered glass
Frame	Anodized aluminum alloy frame
Weight	33.5kg
Dimension	2382×1134×30mm
Packaging	36pcs per pallet / 144pcs per 20' GP / 720pcs per 40' HC



Electrical Characteristics

STC : AM1.5 1000W/m² 25°C NOCT : AM1.5 800W/m² 20°C 1m/s Test uncertainty for Pmax: ±3%

Module Type	LR7-72HYD-625M		LR7-72HYD-630M		LR7-72HYD-635M		LR7-72HYD-640M		LR7-72HYD-645M		LR7-72HYD-650M		LR7-72HYD-655M		LR7-72HYD-660M	
	STC	NOCT	STC	NOCT	STC	NOCT	STC	NOCT	STC	NOCT	STC	NOCT	STC	NOCT	STC	NOCT
Maximum Power (Pmax/W)	625	475.8	630	479.6	635	483.4	640	487.2	645	491.0	650	494.8	655	498.6	660	502.4
Open Circuit Voltage (Voc/V)	53.30	50.65	53.40	50.75	53.50	50.84	53.60	50.94	53.70	51.03	53.80	51.13	53.90	51.22	54.00	51.32
Short Circuit Current (Isc/A)	14.85	11.93	14.93	12.00	15.01	12.06	15.09	12.12	15.17	12.18	15.25	12.25	15.33	12.31	15.41	12.38
Voltage at Maximum Power (Vmp/V)	44.16	41.97	44.26	42.06	44.36	42.16	44.46	42.25	44.56	42.35	44.65	42.43	44.75	42.53	44.85	42.62
Current at Maximum Power (Imp/A)	14.16	11.35	14.24	11.42	14.32	11.48	14.40	11.54	14.48	11.61	14.56	11.67	14.64	11.73	14.72	11.80
Module Efficiency(%)	23.1		23.3		23.5		23.7		23.9		24.1		24.2		24.4	

Electrical characteristics with different rear side power gain (reference to 640W front)

Pmax/W	Voc/V	Isc/A	Vmp/V	Imp/A	Pmax gain
672	53.06	15.84	44.46	15.12	5%
704	53.06	16.60	44.46	15.84	10%
736	53.16	17.35	44.56	16.56	15%
768	53.16	18.11	44.56	17.28	20%
800	53.16	18.86	44.56	18.00	25%

Operating Parameters

Operational Temperature	-40°C ~ +85°C
Power Output Tolerance	0 ~ 3%
Maximum System Voltage	DC1500V (IEC/UL)
Maximum Series Fuse Rating	30A
Nominal Operating Cell Temperature	45±2°C
Protection Class	Class II
Bifaciality	70±5%
Fire Rating	UL type 29 IEC Class C

Mechanical Loading

Front Side Maximum Static Loading	5400Pa
Rear Side Maximum Static Loading	2400Pa
Hailstone Test	25mm Hailstone at the speed of 23m/s

Temperature Ratings (STC)

Temperature Coefficient of Isc	+0.050%/°C
Temperature Coefficient of Voc	-0.200%/°C
Temperature Coefficient of Pmax	-0.260%/°C