








# STELLAR

1N+ Dual-Glass Module  
635W-660W

## Technical Features:

-  Partial Shading Optimisation
-  Better Temperature Coefficient
-  High Temperature Restriction
-  Micro-crack Resistance
-  Higher Power
-  Lower BOS
-  More Aesthetic Values



reddot winner 2023



Product Warranty  
(Extendable to 25years\*)



Performance  
Warranty



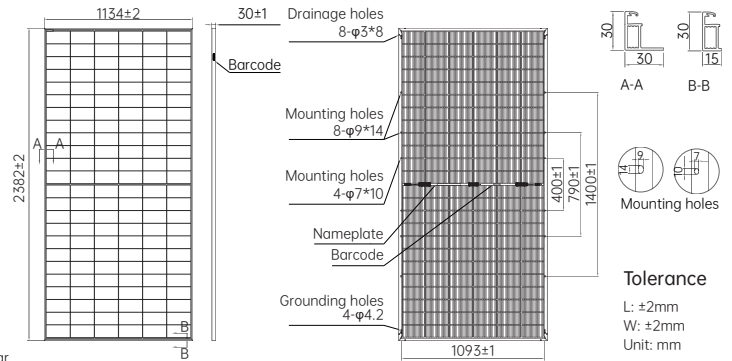
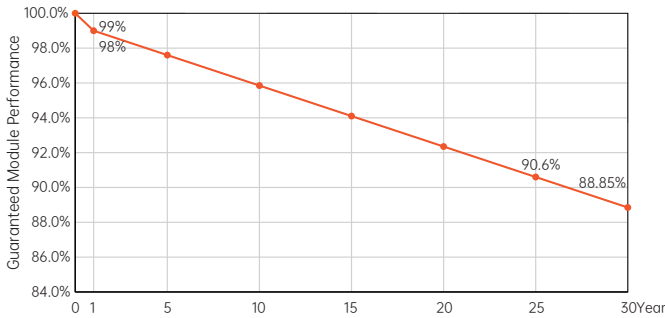
**660W**  
Output

**24.4%**  
Efficiency

**≤1%**  
First-year Degradation

**≤0.35%**  
Annual Degradation from Year 2-30

30-year Linear Performance Warranty



**Electrical Characteristics** (STC: AM1.5 1000W/m<sup>2</sup> 25°C NOCT: AM1.5 800W/m<sup>2</sup> 20°C 1m/s) Power Tolerance: 0~ + 3%

Module Type	AIKO-G635-MCH72Dw		AIKO-G640-MCH72Dw		AIKO-G645-MCH72Dw		AIKO-G650-MCH72Dw		AIKO-G655-MCH72Dw		AIKO-G660-MCH72Dw	
	STC	NOCT	STC	NOCT	STC	NOCT	STC	NOCT	STC	NOCT	STC	NOCT
P <sub>max</sub> [W]	635	481	640	485	645	489	650	493	655	496	660	500
V <sub>oc</sub> [V]	54.70	50.95	53.80	51.04	53.90	51.14	54.00	51.23	54.10	51.33	54.20	51.42
V <sub>mp</sub> [V]	45.00	42.69	45.10	42.79	45.20	42.88	45.30	42.98	45.40	43.07	45.50	43.17
I <sub>sc</sub> [A]	14.88	12.02	14.94	12.07	15.00	12.12	15.06	12.17	15.12	12.22	15.18	12.27
I <sub>mp</sub> [A]	14.12	11.29	14.20	11.35	14.27	11.41	14.35	11.48	14.43	11.54	14.51	11.60
<b>Module Efficiency</b>	<b>23.5%</b>		<b>23.7%</b>		<b>23.9%</b>		<b>24.1%</b>		<b>24.2%</b>		<b>24.4%</b>	

**Mechanical Specification**

Bifacial Factor	70±5%
Cell Type	N-Type ABC
Glass	Dual glass, 2.0 + 2.0mm Heat Strengthened Glass
Frame	Anodized aluminum
Cable	4mm <sup>2</sup> (IEC) 12AWG(UL) +350mm, -280mm/±1400mm or Customized Length
No. of Cells	144(6*24)
Junction Box	IP68, 3 bypass diodes
Connector	MC4 Compatible/MC4-Evo2
Weight	33.5kg±3%
Dimension	2382*1134*30mm
Package Detail	36pcs per pallet / 144pcs per 20'GP / 720pcs per 40'HC

**Temperature Ratings (STC)**

Temperature Coefficient of I <sub>sc</sub>	+ 0.05%/ °C
Temperature Coefficient of V <sub>oc</sub>	- 0.22%/ °C
Temperature Coefficient of P <sub>max</sub>	- 0.26%/ °C

**Installation Guide**

Operation Temperature	-40°C - +85°C
Maximum Series Fuse Rating	30A
Protection Class	Class II
V <sub>oc</sub> and I <sub>sc</sub> Tolerance	±3%
Maximum System Voltage	DC1500V
Maximum Static Loading	Front 5400Pa Back 2400Pa
Hail Test	35 mm diameter hail at 27.2 m/s
Fire Rating	IEC Class C



www.aikosolar.com  
marketing@aikosolar.com

\*AIKO reserves right to update the specification without notice  
DSDr\_EN\_2405\_V1.5